

Math Worksheet      Substraction of two-digit numbers

Write Name: \_\_\_\_\_  
Write Roll Number: \_\_\_\_\_

Class: \_\_\_\_\_      Section: \_\_\_\_\_

Image result for maths 2 digit subtraction r worksheets real life

The map of \_\_\_\_\_  
**Find the distance between given buildings** using subtraction.

**Line Distance**

00    7    15    22    25    34    50    66    70    78    89

**Example**

1. HOTEL (00) to SCHOOL (78) =

2. POLICE (22) to SCHOOL (78) =

3. POST OFFICE (89) to POLICE (22) =

4. SCHOOL (78) to HOTEL (00) =

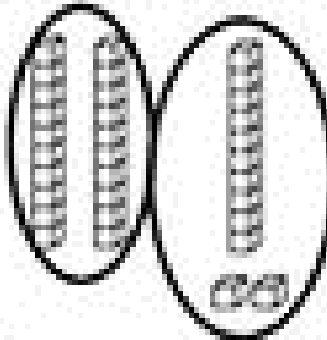
5. PHARMACY (66) to SCHOOL (78) =

Name \_\_\_\_\_




Regroup to subtract. Circle blocks to show regrouping


Tens	Ones
2 <del>2</del>	12 <del>6</del>
0	6




Tens	Ones
4 <del>1</del>	0 <del>0</del>




Tens	Ones
3 <del>1</del>	1 <del>7</del>




Tens	Ones
1 <del>0</del>	0 <del>3</del>



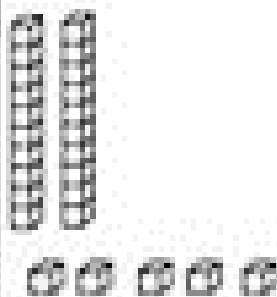
Tens	Ones
4 <del>2</del>	4 <del>6</del>



Tens	Ones
1 <del>0</del>	0 <del>0</del>



Tens	Ones
2 <del>1</del>	0 <del>0</del>



Tens	Ones
2 <del>0</del>	4 <del>7</del>

